



Ameland - Skylge

TECHNICAL INFORMATION



Ameland - Skylge - 7.050 DWCC

Open hatch fully box, double skinned, Part Tween-decker, incl 1 movable bulkhead.
Not NAABSA fitted.

GENERAL PARTICULARS

Ships	Ameland, Skylge
Shipyard	Hongxin Shipbuilding Ltd.
Classification	DNV
Class notations	100 A5 E3 Multi-purpose dry cargo ship BWM Equipped for carriage of containers DBC SOLAS-II-2, Reg.19 G Strengthened for heavy cargo. MC E3 AUT
Ice class	Finnish/Swedish 1A
Port of registry	Harlingen
Flag	Dutch
Year	2009 - 2010

MAIN PARTICULARS

DWAT	7.641	mt
DWCC summer	7.050	mt
Length over all	122,10	m
Breadth over all	16,50	m
Draft summer	7,200	m
Draft in ballast	4,500	m
Depth (moulded)	10,00	m
GT	6.046	
NT	2.959	

ENGINES

Main engine	Caterpillar MaK 8M32C, 4.000 kW
Bow thruster	450 kW

HOLDS & HATCHES

Holds	2 Holds / 2 Hatches. Fully open hatch, no understow, fully box and double skinned.
Hatches	Steel pontoon hatches

CARGO CAPACITIES

Hold dimensions	27,30 x 13,50 x 11,00m 50,40 x 13,50 x 11,00m
Total intake	380.000cbft grain/bale
Hold #1	130.000 cbft grain/bale
Hold #2	250.000 cbft grain/bale


BULK HEADS AND TWEEN DECKS

Vessel is equipped with 1 movable bulkhead into 4 different positions,
movable by means of hatch cover gantry crane. Vessel is equipped with 8
Tween-decks in Hold 2.

Strengths

Max pressure tanktop	15,00 mt/m ²
Max pressure tween deck	3,50 mt/m ²
Max pressure weatherdeck	1,75 mt/m ²

Uniform

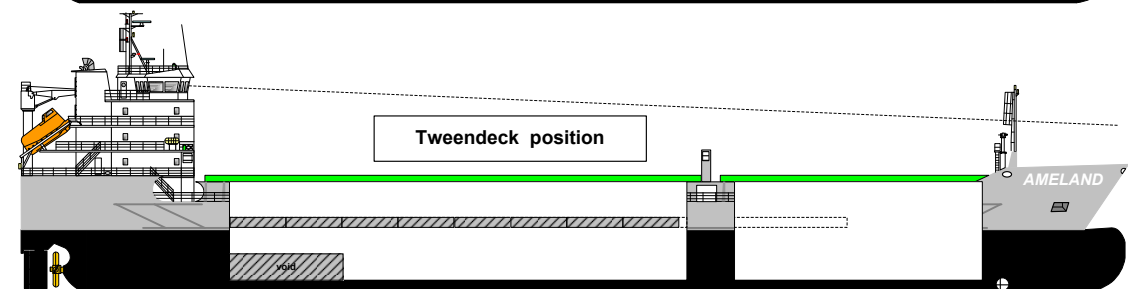
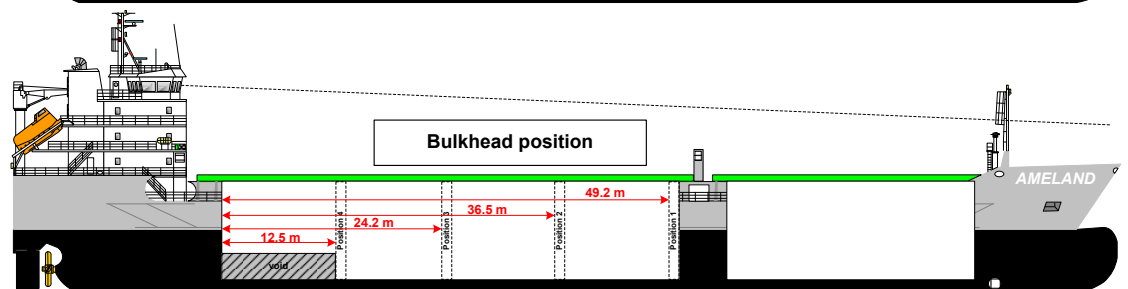
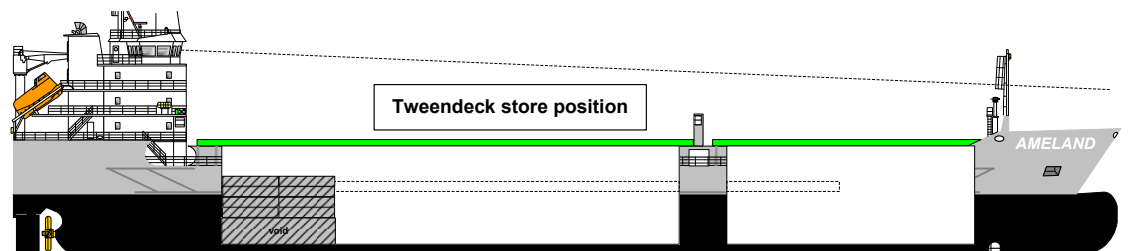
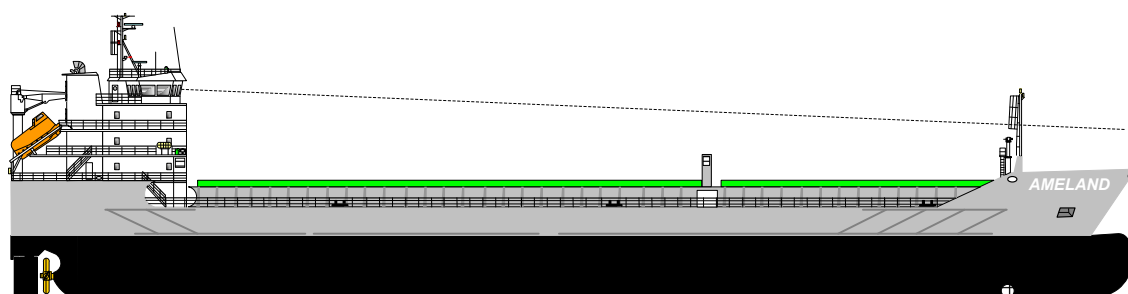
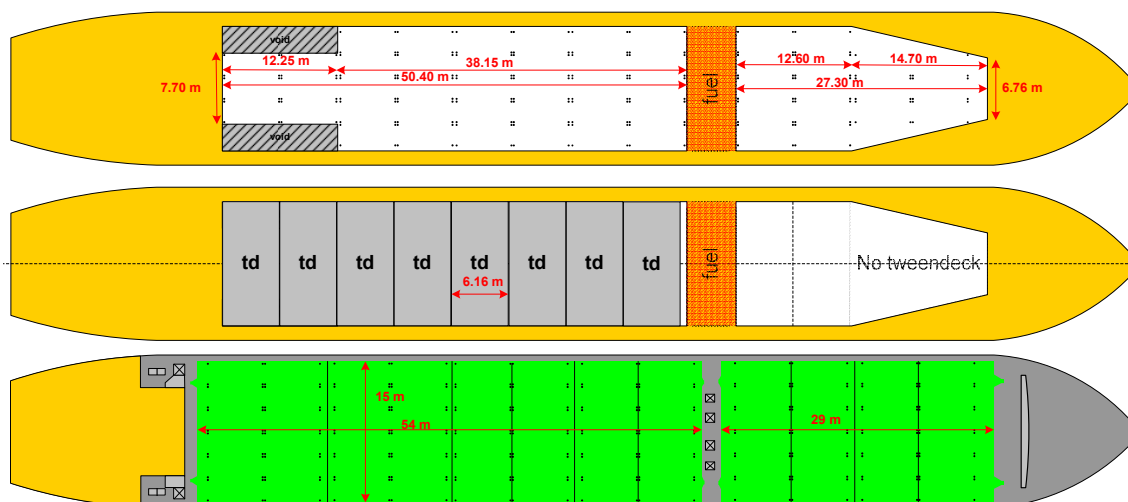


Wagenborg Shipping

Marktstraat 10, 9934 CK Delfzijl, Netherlands | P.O. Box 14, 9930 AA Delfzijl, Netherlands
T +31 596 636 911 | E chartering@wagenborg.com | wagenborg.com



Ameland - Skylge - stowage plan



Wagenborg Shipping

Marktstraat 10, 9934 CK Delfzijl, Netherlands | P.O. Box 14, 9930 AA Delfzijl, Netherlands

T +31 596 636 911 | E chartering@wagenborg.com | wagenborg.com